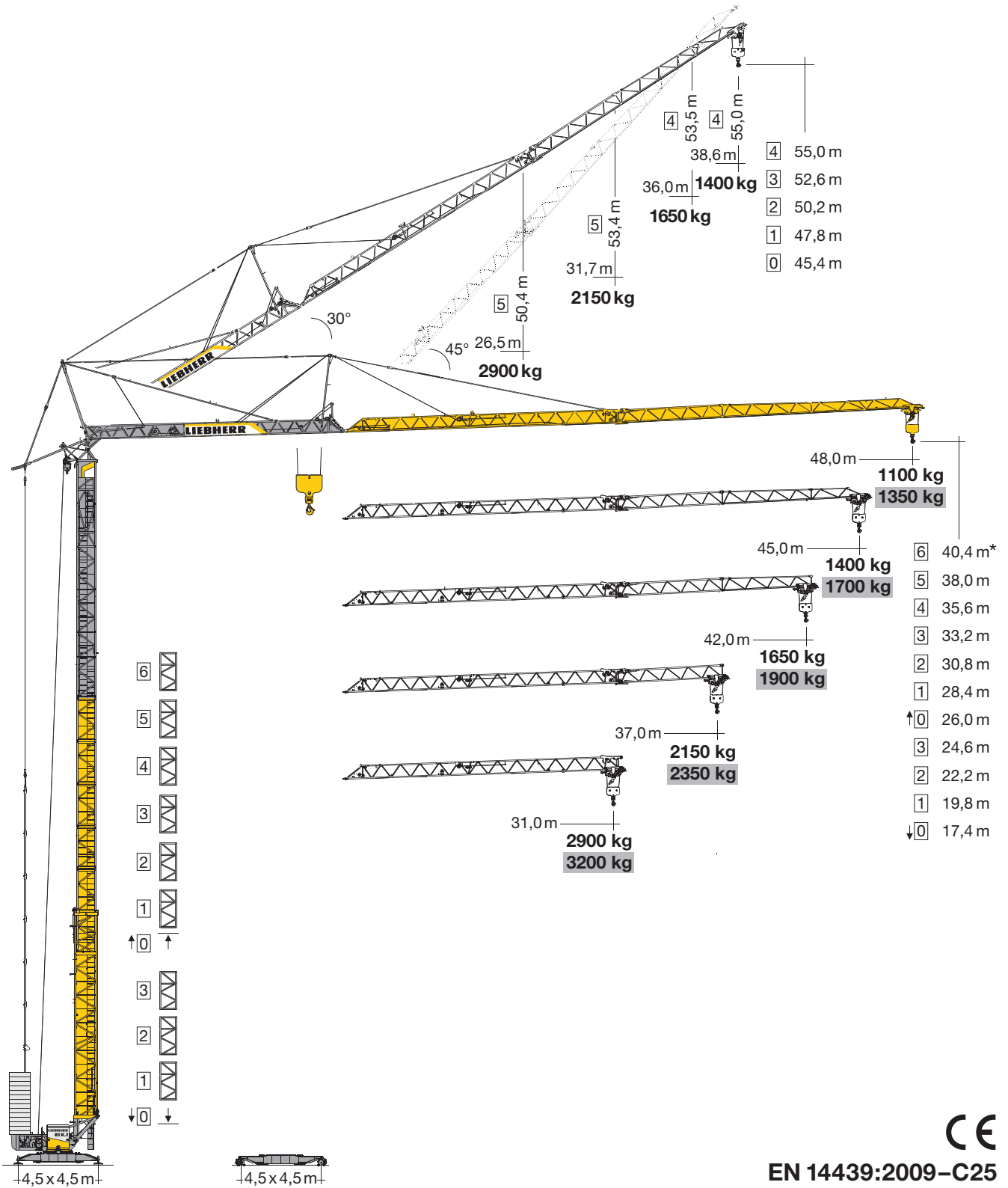


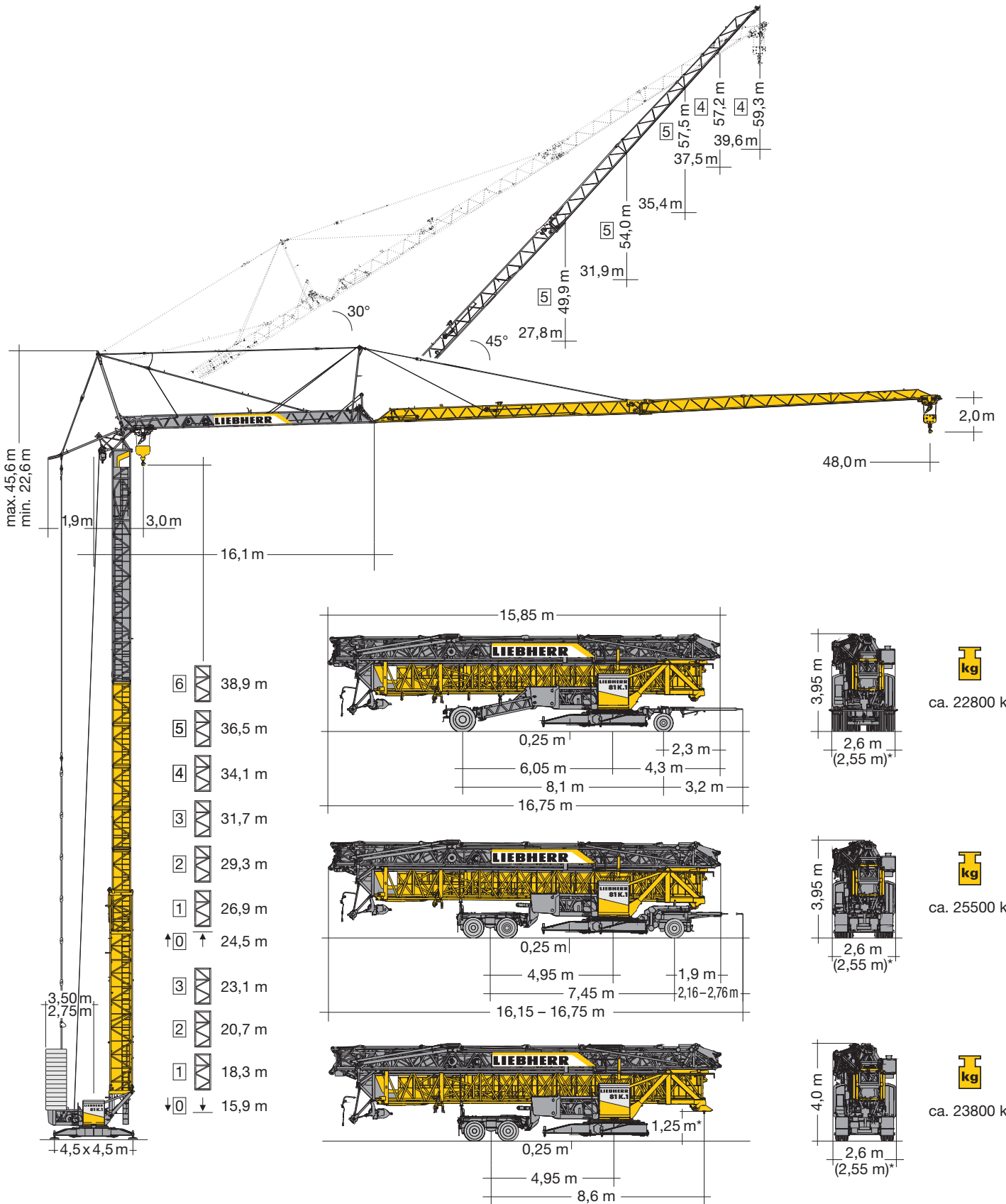
Turmdrehkran 81K.1

Tower Crane / Grue à tour / Gru a torre / Grúa torre
Guindaste de torre / Башенный поворотный кран



EN 14439:2009-C25

LIEBHERR



Gewicht

Weight / Poids / Peso / Peso / Pesos / Macca

	r = 3,50 m	35000 kg*		20300 kg
	r = 2,75 m	40000 kg*		

* siehe Betriebsanleitung. / see instruction manual. / voir manuel de service. / vedi manuale d'istruzione. / ver manual de instrucción. / ver manual de instruções. / см. инструкцию по эксплуатации.

Ausladung und Tragfähigkeit

Radius and capacity / Portée et charge / Sbraccio e portata
Alcances y cargas / Alcance e capacidade de carga / Вылет и грузоподъемность

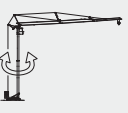

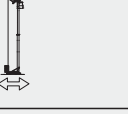

m	m/kg	Load-Plus															
		m/kg															
		12,0	15,0	18,0	21,0	23,0	25,0	27,0	29,0	31,0	33,0	35,0	37,0	40,0	42,0	45,0	48,0
48,0	3,0 – 12,0 6000	6000	4830	4030	3440	3120	2860	2630	2430	2260	2110	1970	1850	1690	1590	1460	1350
45,0	3,0 – 13,3 6000	6000	5360	4500	3870	3530	3240	2990	2770	2580	2410	2260	2130	1950	1840	1700	
42,0	3,0 – 14,1 6000	6000	5640	4710	4030	3670	3370	3100	2870	2670	2500	2340	2200	2010	1900		
37,0	3,0 – 15,1 6000	6000	6000	5040	4310	3930	3600	3320	3070	2860	2670	2500	2350				
31,0	3,0 – 16,3 6000	6000	6000	5470	4720	4320	3980	3690	3430	3200							



m	m/kg	LM 1															
		m/kg															
		12,0	15,0	18,0	21,0	23,0	25,0	27,0	29,0	31,0	33,0	35,0	37,0	40,0	42,0	45,0	48,0
48,0	3,0 – 12,0 6000	6000	4620	3730	3110	2790	2530	2300	2110	1940	1800	1670	1550	1410	1320	1200	1100
45,0	3,0 – 13,3 6000	6000	5220	4230	3540	3180	2890	2640	2420	2230	2070	1920	1800	1630	1530	1400	
42,0	3,0 – 14,1 6000	6000	5570	4520	3790	3410	3090	2820	2590	2400	2220	2070	1930	1750	1650		
37,0	3,0 – 15,1 6000	6000	6000	4930	4150	3740	3400	3110	2870	2650	2460	2300	2150				
31,0	3,0 – 16,3 6000	6000	6000	5370	4520	4080	3710	3400	3130	2900							

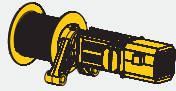
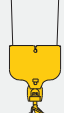
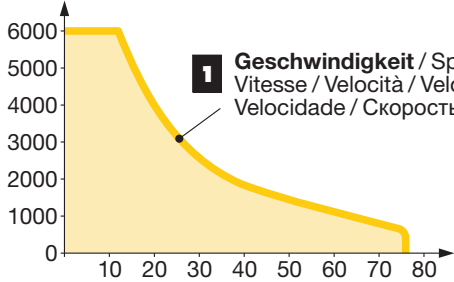

m	m/kg	Auslegersteilstellung 30° / Elevated jib 30° / Flèche inclinée 30° / Braccio inclinato a 30° Pluma inclinada 30° / Lança inclinada 30° / Положение стрелы под углом 30°															
		m/kg															
		12,0	14,0	16,0	18,0	20,0	22,0	25,0	26,5	28,0	30,0	31,7	33,0	35,0	36,0	37,0	38,6
45,0	3,0 – 15,8 3000	3000	3000	2970	2730	2520	2340	2100	2000	1900	1790	1700	1640	1550	1500	1460	1400
42,0	3,0 – 17,7 3000	3000	3000	3000	2960	2740	2540	2290	2180	2080	1960	1860	1790	1700	1650		
37,0	3,0 – 21,2 3000	3000	3000	3000	3000	3000	2910	2630	2510	2400	2260	2150					
31,0	3,0 – 25,3 3000	3000	3000	3000	3000	3000	3000	3000	2900								

Antriebe

Driving units / Mécanismes d'entraînement / Meccanismi / Mecanismos / Mecanismos / Приводы

	U/min. 0 ↔ 0,8 sl./min tr./min	5,0 kW FU
	0 ↔ 60,0 m/min	3,0 kW FU
	0 ↔ 25,0 m/min	2 x 2,2 kW FU
	0 – 45°, 110 sec.	3,0 kW FU

		C.0.08.0080
---	---	-------------

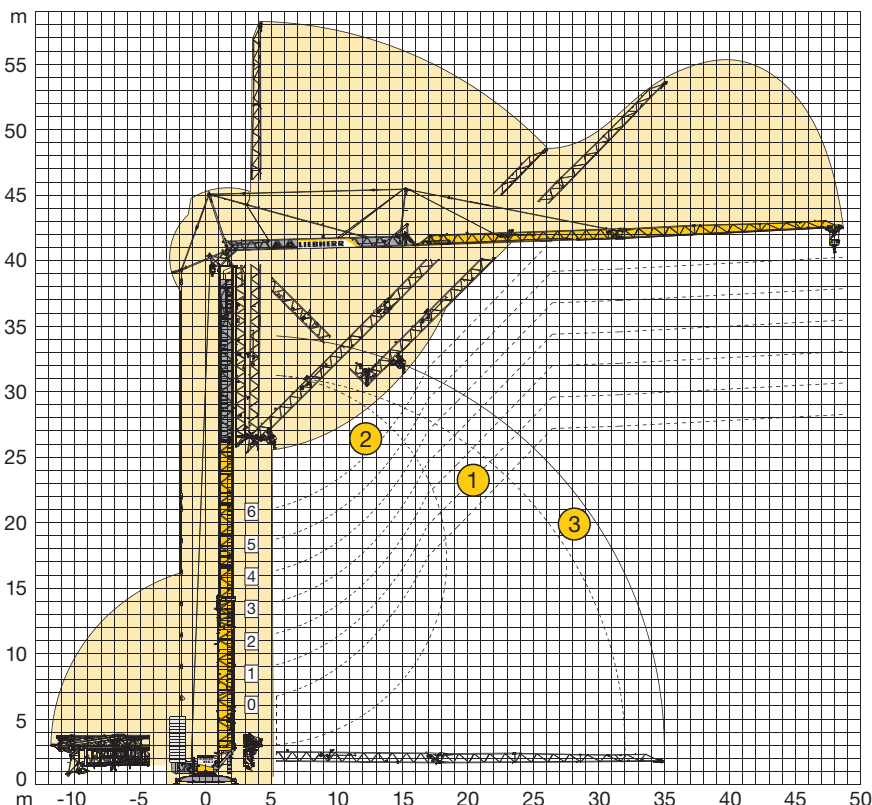
	↔ stufenlos / stepless / régl. continu regl. progressiva / sin escalones sem degraus / бесступенчатый kg m/min		
15,0 kW FU	Geschwindigkeit Speed Vitesse Velocità Velocidad Velocidade Скорость		
	1 6000 0 ↔ 12,7 400 0 ↔ 76,1		
 <p>1 Geschwindigkeit / Speed Vitesse / Velocità / Velocidad Velocidade / Скорость</p>			
	380 – 480 V	50/60 Hz	22,0 kVA (FU)

Load-Plus = Abweichende Geschwindigkeiten und Betriebsbedingungen. / Variant speeds and service conditions. / Vitesses et conditions de fonctionnement différentes. / Differenti velocità e condizioni di funzionamento. / Otras velocidades y características de funcionamiento. / Outras velocidades e características de funcionamento. / Нестандартные скорости и условия эксплуатации.

1 **Standard Aufstellkurven von 0 bis 6 Turmstücken (45 m)** / Standard erecting curves from 0 to 6 tower sections (45 m) / Courbes de montage standard de 0 à 6 éléments de mât (45 m) / Curve di montaggio standard con 0 fino a 6 elementi torre (45 m) / Curvas de montaje estándar (0-6 tramos de torre) (45 m) / Curvas padrão de montagem de 0 até 6 segmentos de torre (45 m) / Стандартная монтажная высота с 0-6 башенными секциями (45 m)

2 **Erhöhte Aufstellkurve (+4,5 m) am Beispiel von 6 Turmstücken (45 m)** / Elevated erecting curve (+4.5 m) using the example of 6 tower sections (45 m) / Courbe de montage élevée (+4,5 m) en prenant pour exemple 6 éléments de mât (45 m) / Elevata curva di montaggio (+4,5 m), come per esempio con 6 elementi di torre (45 m) / Curva de montaje elevada (+4,5 m): ejemplo con 6 tramos (45 m) / Curva elevada de montagem (+4,5 m) como exemplo para 6 segmentos de torre (45 m) / Увеличенная монтажная высота (+4,5 м) на примере 6-ти башенных секций (45 м)

3 **Aufstellkurve 48 m Ausladung** / Erecting curve 48 m radius / Courbe de montage 48 m portée / Curva di montaggio 48 m sbraccio / Curva de montaje 48 m alcances / Curva de montagem 48 m alcance / Увеличенная монтажная 48 м Вылет



Kolli-Liste

Packing List / Liste de colisage / Lista dei colli
 Lista de contenido / Lista de embalagem / Упаковочный лист

Pos. / Item / Voce / Pos. / Ref. / Поз.	Anz. / Qty. / Qta. / Cant. / Cant. / Кол-во	Description	L (m)	B (m)	H (m)	kg			
1	4	Turmstück (ohne/mit Turmauflage*) / Tower section (without/with tower support*) / Élément de mât (sans/avec support de mât*) / Elemento di torre (senza/con pedana di servizio*) / Tramo de torre (sin/con soporte de torre*) / Tramo de torre (sem/com suporte de torre*) / Башенная секция (без/с опорными выступами*)			2,50	1,10	1,10	500	
2	2*				2,50	1,10	1,10	600*	
3	1	Ausleger-Verlängerung 31,0 m – 37,0 m / Jib extension / Rallonge de la flèche / Elemento estensione braccio / Prolongación de pluma / Extensão da lança / Удлинение стрелы			6,20	0,87	0,84	320	
4	1	Ausleger-Verlängerung 37,0 m – 42,0 m / Jib extension / Rallonge de la flèche / Elemento estensione braccio / Prolongación de pluma / Extensão da lança / Удлинение стрелы			5,20	0,87	0,76	160	
5	1	Ausleger-Verlängerung 42,0 m – 45,0 m / Jib extension / Rallonge de la flèche / Elemento estensione braccio / Prolongación de pluma / Extensão da lança / Удлинение стрелы			3,10	0,87	0,61	80	
6	1	Ausleger-Verlängerung 45,0 m – 48,0 m / Jib extension / Rallonge de la flèche / Elemento estensione braccio / Prolongación de pluma / Extensão da lança / Удлинение стрелы			4,10	0,87	0,62	85	
7	1	Transportachse vorne / Road transport axle front / Essieux de transport avant / Asse di trasporto anteriore / Eje delantero para transporte / Eixo de transporte dianteiro / Транспортировочная ось, передняя	Tra 100 KY 6 Tra 100 KY 6 A			3,65 – 4,15	1,45	1,10	920 920
8	1	Transportachse vorne Tra 115 / Road transport axle front / Essieux de transport avant / Asse di trasporto anteriore / Eje delantero para transporte / Eixo de transporte dianteiro / Транспортировочная ось, передняя				3,80	2,50	1,28	1900
9	1	Transportachse hinten / Road transport axle behind / Essieux de transport arrière / Asse di trasporto posteriore / Eje trasero para transporte / Eixo de transporte traseiro / Транспортировочная ось, задняя	Tra 120 GY 1 A Tra 120 GY 1			1,90	2,50	1,05	1100
10	1	Transportachse hinten Tra 204 / Road transport axle behind / Essieux de transport arrière / Asse di trasporto posteriore / Eje trasero para transporte / Eixo de transporte traseiro / Транспортировочная ось, задняя				3,10	2,50	1,10	1900
11	1	Transportachse hinten Tra 203 / Road transport axle behind / Essieux de transport arrière / Asse di trasporto posteriore / Eje trasero para transporte / Eixo de transporte traseiro / Транспортировочная ось, задняя				3,00	2,50	1,20	2500
12	1	Transportachse hinten Tra 205 / Road transport axle behind / Essieux de transport arrière / Asse di trasporto posteriore / Eje trasero para transporte / Eixo de transporte traseiro / Транспортировочная ось, задняя				3,00	2,50	1,20	3000

Konstruktionsänderungen vorbehalten! / Subject to alterations! / Sous réserves de modifications! / Reservato il diritto di modifiche strutturali!
 ¡Sujeto a modificaciones! / Salvo modificação da construação! / Права на внесение конструкторских изменений сохраняются!

Sämtliche Angaben erfolgen ohne Gewähr. / This information is supplied without liability. / Ces renseignements sont sans garantie. / Tutte le indicazioni fornite senza garanzia. / Declinamos toda responsabilidad derivada de la información proporcionada. / Declinamos qualquer responsabilidade quanto à informação fornecida. / Все данные указаны без обязательств.